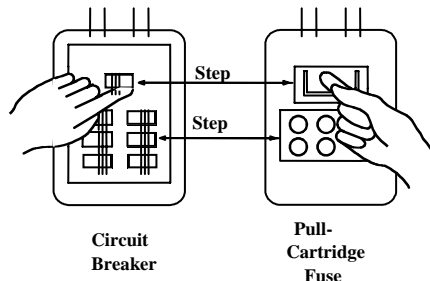


My Family Disaster Plan

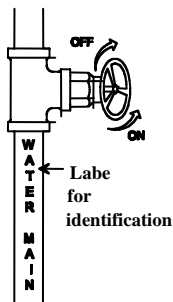
Utility Control

Locate each of these utility control points in your home

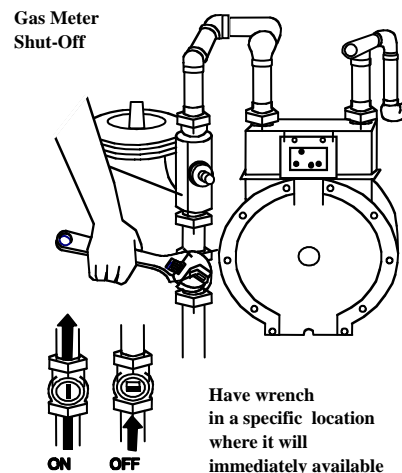
Electrical Shut-Offs



Water Shut-Off



Gas Meter And Shut-Off Valve



Electricity:

In the event that you need to turn off the electricity in your house, go to the breaker box and do the following:

1. Turn off smaller breakers one by one
2. Flip the "main" breaker last

To reenergize your home, reverse the steps above

Water:

In the event you need to shut water off inside your home, find the main water valve and turn it to your right. To open the flow of water back into the house, turn it to your left.

Gas:

IMPORTANT – Only turn off you gas at the meter if you smell gas!

To turn off natural gas in your house, take a wrench and tighten it on to the quarter turn valve that is on the pipe that feeds into the gas meter. Turn it one quarter turn to make the indicator parallel to the ground. In most locations, once you do this you cannot turn the gas back on to the house without the utility company.

Propane: If you live in an area that uses outdoor propane or LPG you will find this outside the home. Open the top of the tank and you will see either a regular turn knob or a quarter turn valve. Turn the knob to your right to shut off the flow of propane into your house. For quarter turn valve see above.